

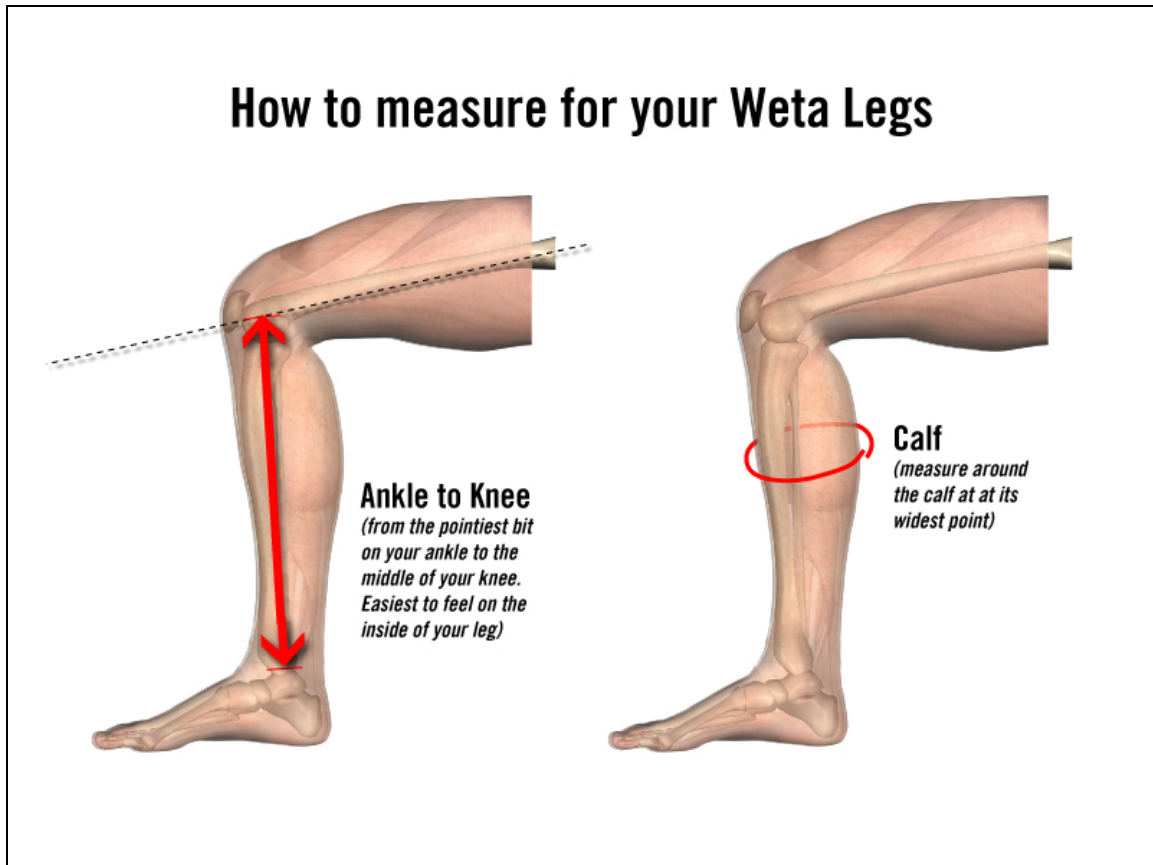
# WETA LEGS



# USER MANUAL

## Choosing the correct size

There are a couple of critical measurements to ensure your Weta Legs will fit you. **PLEASE read this section carefully** before you order, as we cannot accept returns due to wrong sizing and you will have to pay the return shipping costs as well as any costs to replace the legs.



Weta Legs currently come in two sizes:

<p><b>Small</b> Ankle to Knee: 14.1-16.9 in (36-43 cm) Calf: Max 15.4 in (39 cm) Weight: Max 155 lbs (70kg)</p>	<p><b>Large</b> Ankle to Knee: 16.9-20.1 in (43-51 cm) Calf: Max 18 in (45 cm) Weight: Max 245 lbs (112kg)</p>
---	--

**PLEASE NOTE:**

**If your Ankle to Knee measurement is smaller than 14.1 inches (36 centimetres) or more than 20.1 inches (51 centimetres), do not order the Weta Legs. The joints will be in the wrong place and will cause discomfort and possibly injury. If it is exactly 16.9 inches (43 cm), please let your weight determine your choice of size.**

# Getting started with your Weta Legs

## The anatomy of a Weta Leg



### Before you start – what to wear?

A pair of jeans will work, but athletic pants/tights/leggings are better. The closer they fit the contour of your leg, the better, as excessive folds of fabric can make the legs uncomfortable to wear.

We recommend wearing socks, but shoes should not be worn.

### Tools

The first time you put on your Weta Legs, there are a few adjustments necessary. These will be MUCH easier to perform if you have a helper, so that you don't need to take the legs off to make the adjustments.

Once the legs have been properly adjusted to fit you, they are much easier to put on and take off.

The tools you will need are two spanners, 6mm and 13mm (or two small adjustable spanners). If you have purchased the Large size and weigh over 175 lbs (80kg), you also need a 4 mm Allen key (hexagonal IKEA-type tool) and a 10 mm spanner to fix the toe plate.



### **How to put on Weta Legs the first time**

Find a very tall chair or park bench to sit on, roughly the height of a bar stool. The Weta Legs add about 14 inches (36 cm) to your lower leg and the legs have to be put on from a sitting position.

Please note that all parts are right/left specific, so keep them apart to avoid confusion.

## Sizing the foot

It's important to get the toe support in the right place to support your weight, so please follow these steps carefully:

1. Remove your shoe, but not your sock.
2. Take the neoprene foot cover out of the Weta Leg and place it on the floor.
3. Put your toes about a ½-1 inch (12-25mm) back from the front edge of the foot cover, fold the back flaps around your heel and secure with the Velcro strip.
4. Put the newly sized foot cover back into the Weta Leg. It sticks very firmly with Velcro, so ensure it's in the right position before you stick it down.





5. Flip all the straps on the Weta Leg foot and calf to the side, out of the way of your leg, but leave the thigh strap closed loosely.



6. The legs are right and left specific. A good way to remember is the high side goes on the outside (of your leg) Slip your leg through the strap under the thigh plate. Place your foot as far back as it will go and then push the calf plate against your leg.



	 <p data-bbox="976 541 1089 558">© Weta Workshop Ltd</p>
<p data-bbox="306 596 935 743">7. Flexing your toes, position the wedge-shaped foam pad snugly under your toes. To fit best, it usually needs to be at a very slight diagonal, with your big toe a fraction lower than your other toes. It should feel like you are standing on tip-toes.</p>	 

8. If you weigh over 175 lbs (80kg), you should also use the angled ABS bracket to add support to the foam pad under your foot. Once the foam pad is in the correct position, slide the bracket up snug to the pad and fasten the bolt with the lock nut.
9. Fold the foot cover over your foot and secure it with the two straps.





10. Next, secure the calf straps, starting from the foot. They should be snug but comfortable and not too tight.

***IMPORTANT! Make sure that there are no folds of fabric between the straps and the top ridge of your shin bone. This can become quite painful very fast.***





11. The thigh strap should be also snug, but not too tight. It will tighten slightly when you stand up.



This concludes the putting-on of the legs.

The first time you use them (or whenever you are using a new costume), you also need to balance them. These instructions follow on the next page.

## Find your centre of gravity - setting the cable length



For this you will need two spanners, 6mm and 13mm or two small adjustable spanners.

The best way to fit the legs for you is to put them on and adjust the cable while you are wearing both Weta Legs. Getting a friend to help you with this part will save you a lot of time.


The Y-shaped cable is a very important part of the Weta Legs. It determines your centre of gravity and your balance point and can be adjusted to your specific weight distribution. The end of the cable under the foot has a lock nut and a regular nut for changing the length of the cable.

In these instructions, we will show you how to set it for yourself without a costume. You will find that costumes with a tail or a large head will move your balance point and you can therefore adjust this in the same way to compensate.

The cable is set at neutral here at Weta. This is about where it ought to be for comfort, but everyone is different, so please take your time to get this right.

<ol style="list-style-type: none"><li>1. Put on the Weta Legs as above if you haven't already got them on. To begin the adjustment, loosen the ordinary nut just behind the Lock nut on the cable. This will allow you to move the Lock nut easily during the fit.</li></ol>	
<ol style="list-style-type: none"><li>2. Holding onto something secure (friend, door jamb, tree, bridge...) tuck your feet under you as close as you can, stand up carefully and straighten your legs.</li><li>3. If you are leaning FORWARD (see ill. On next page), LENGTHEN THE CABLES by loosening the lock nut on each leg anti-clockwise. Make sure you adjust BOTH legs equally every time.</li><li>4. If you are leaning BACK, SHORTEN THE CABLES by tightening the lock nut clockwise. Make sure you adjust BOTH legs equally every time.</li><li>5. The best way to find your balance is to exaggerate the first couple of adjustments (maybe do three turns of the nut) so that you get a feel for how the adjustments change your balance back and forth. Stand up and straighten your legs after each adjustment.</li></ol>	

6. Gradually make the adjustments smaller and smaller until you find your perfect point of balance. Once you have made the first rough adjustments, you may only need a third of a turn on the lock nut to get the fit really good.



7. Keep adjusting the cable length till you are standing comfortably upright. If you look at the steel foot, the main (rear) part of the tread should be flat on the ground and the front edge of the tread should be pointing up very slightly. The weight should be borne equally between your heel and the ball of your foot. Take the time to do this carefully. The velcro straps allow for minute adjustments around your foot and calf for comfort too. Once the cable is set, secure it in place with the second ordinary nut behind the lock nut.



When you can easily shift your weight from one foot to the other, without wobbling, you have found your centre of gravity. This may require small adjustments to each leg.

When walking, walk as you normally would. Really cool fancy monster walks can be perfected later.

**Enjoy your first walk in your Weta Legs!**

Please read these important terms and conditions:

## Weta Legs Terms and Conditions

Performing Legs Limited is in the business of manufacturing equipment designed specifically for use by production companies, costumers and performers in film, television and dramatic works.

These terms and conditions ("Terms") govern the use and purchase of Products by the Purchaser from Performing Legs Limited. Accordingly, in purchasing Products, the Purchaser acknowledges that they have read and accepted these Terms and agree to be legally bound by them. Please direct any queries regarding these Terms to Performing Legs Limited before purchasing Products.

### 1. Definitions

1.1 In these Terms, the words and expressions set out below shall, unless the context otherwise requires, have the following meanings:

**"PL"** means Performing Legs Limited, a company incorporated in New Zealand under number [company registration pending];

**"Force Majeure Event"** means any event or circumstances beyond the reasonable control of a party (including, without limitation, industrial or civil disputes war, governmental action, riot, fire, flood, drought or act of God, terrorism (including the threat of terrorism) and epidemics);

**"GST"** means goods and services tax, as that term is defined in the Goods and Services Tax Act 1985 (NZ);

**"Invoice"** means any invoice rendered to the Purchaser in respect of Products;

**"Intellectual Property Rights"** means, without limitation, all rights with respect to copyright including future copyright, registered and unregistered trademarks, designs (whether or not registrable), patents registered and unregistered, trade secrets and know-how, and all other intellectual property as defined in Article 2 of the Convention Establishing the World Intellectual Property Organisation of July 1967 and the right to apply for the grant of any such right;

**"Order"** means any request for the purchase of Products manufactured by PL in accordance with these Terms;

**"Purchaser"** means the person or entity that Orders, purchases or otherwise obtains Products manufactured by PL;

**"Products"** means the products as manufactured by PL from time to time and being subject of an Order;

**"Users"** means any person using the Products for any reason whatsoever.

### 2. Product Use and Safety

2.1 The Products are intended for use by costumers and performers for slow, steady walking on flat, non-slippery surfaces. PL advises not to attempt to use the Products for any other uses, especially no running, jumping, climbing, stunts, etc.

2.2 Any videos displayed on [www.wetanz.com](http://www.wetanz.com) are for entertainment and promotional purposes only and were conducted by professionals or under the supervision of professionals. Accordingly, PL must insist that no one attempt to reproduce or re-enact any activity or stunt displayed in these videos.

2.3 PL has supplied or made available to the Purchaser certain information relating to safety conditions and procedures concerning the Products ("[User Manual](http://www.wetanz.com/assets/pdf/User-manual.pdf)" <http://www.wetanz.com/assets/pdf/User-manual.pdf>) and the Purchaser acknowledges receipt thereof and further acknowledges that it has reviewed and understood the same. Accordingly, the Purchaser warrants that:

- (a) It has read and understood these Terms;
- (b) It has read and understood the User Manual and that it will, and procure that its Users will, observe all warnings and notices contained therein and exercise good judgement as to the use of the Products;
- (c) It will, and procure that its Users will, at all times while using the Products, wear protective gear such as wrist guards, elbow pads and helmets together with long sleeves and trousers;
- (d) It will not modify, repair or disassembly of the Product in any way; and
- (e) It will procure that all Users are older than 18 years of age.

2.4 The Products have the effect of enabling Users to obtain supernatural abilities or characteristics, for example, without limitation, an increase in a User's height. Accordingly, any activity performed using the Products is dangerous and can lead to serious or even fatal injuries. It is essential, therefore, that suitable training with respect to the Products is undertaken by Users and that Users, prior to their first use of the Products, read and understand the User Manual illustrating and advising the ways in which the Products must be fitted and used.

2.5 The Purchaser acknowledges that it is its sole responsibility to ensure the safe and ordinary use of the Products. In this regard, and for the avoidance of doubt, the Purchaser shall procure that;

- (a) All Users, when learning or using the Products for the first time, will not attempt to walk unsupported until such time as they are fully proficient with the Products;
- (b) The Products are not used on slippery, wet, uneven or rough floors, stairs, soft and sloping places, or carpeted areas;
- (c) The Products are not used in public or crowded places (for example, without limitation, main roads, pavements, near motor vehicles or pedestrians) where damage to property or injury to the User or others may occur; and
- (d) Users use the model of the Product that suits their age and weight.

### **3. Distributorship**

3.1 PL has granted Weta Limited the right to facilitate orders for the purchase of the Products. Accordingly, the Purchaser acknowledges that any Order facilitated through Weta Limited and the subsequent purchase of Products constitutes a direct contractual relationship between PL and the Purchaser, as opposed to Weta Limited and the Purchaser. Any responsibility or liability of Weta Limited to the Purchaser in connection with the Products and its website ([www.wetanz.com](http://www.wetanz.com)) is hereby expressly disclaimed. For the sake of clarity, matters relating to Orders, Prices and Payment, Delivery and Shipping, Returns Policy and Privacy shall be governed in accordance with the terms and conditions of Weta Limited's website ([www.wetanz.com/customer-support](http://www.wetanz.com/customer-support)).

### **4. Intellectual Property**

4.1 The Purchaser acknowledges that the Products and any and all Intellectual Property Rights in and to the Products, are and will remain the sole property of PL and/or its licensors, and the Purchaser will not at any time, in any way, question or dispute the ownership by PL and/or its licensors of the Products or any Intellectual Property Rights in the Products.

### **5. Warranties**

5.1 The Purchaser acknowledges that PL is the manufacturer of the Products and the only warranty offered is workmanship in the Products being to agreed specifications. The Products are therefore warranted only to conform to the quantity and contents stated on the Invoice. Except as set forth in this clause 5.1, PL gives no warranty, express or implied in connection with the Products. Without limiting the foregoing, PL specifically

disclaims any implied warranties of merchantability, fitness for particular purpose, title and non-infringement of intellectual property.

5.2 If the Purchaser is located outside New Zealand, the Purchaser warrants and represents to PL that they have obtained all necessary approvals, licences, permits and other authorisations required by law (if any) in relation to the importing of the Products.

5.3 For the avoidance of doubt, Weta Limited does not provide any warranty for the components and materials used in the manufacture of the Products.

## **6. Liability**

6.1 The Purchaser accepts all risks of personal injury and property damage arising from use of the Products.

6.2 The Purchaser agrees to, together with their dependents, heirs, executors, assigns, guests and invitees, defend, indemnify, release and hold harmless PL and its affiliates, representatives, officers, directors, employees or agents from any and all liabilities, claims and expenses, including legal costs, that arise from:

(a) Any breach of these Terms by the Purchaser or any User; and

(b) Any illness, bodily injury, disability, death or property damage or loss, however caused, arising from or related to the use of the Products.

6.3 PL's liability is limited to repair, replacement of the Products or refund of the purchase price. Additional disclaimers may apply to custom Products and such disclaimers will appear in the Invoice or other documentation provided with an Order. No warranties apply to products that have been misused, modified or improperly maintained.

6.4 For the sake of clarity, in no event will PL or its affiliates, representatives, officers, directors, employees or agents be liable (whether in contract, tort including negligence, strict liability or otherwise) to the Purchaser or any User for:

(a) Loss of revenue or profit, loss of anticipated savings, loss of goodwill or opportunity, loss of production, loss or corruption of data or wasted management or staff time; or

(b) Loss, damage, cost or expense of any kind whatsoever that is indirect, consequential, punitive incidental or of a special nature,

arising directly or indirectly out of the use of the Products, even if PL had been advised of the possibility of such damages, and even if such loss, damage, cost or expense was reasonably foreseeable by PL.

6.5 Any claim made by a Purchaser against PL must be made by notice in writing to PL within 6 months of the claim or cause of action arising. PL will not be liable for any claim that is not made within such time.

6.6 Nothing in this clause 6 or elsewhere in these Terms is intended to limit or exclude any liability on the part of PL where and to the extent that any applicable law prohibits such exclusion or limitation.

## **7. Entire Agreement, No Waiver, and Amendments**

7.1 These Terms constitute the whole agreement and understanding between PL and the Purchaser with respect to the subject matter of these Terms and supersedes all prior agreements, negotiations and discussions between them relating to the subject matter of these Terms.

7.2 The Purchaser acknowledges that it has not entered into these Terms in reliance on any statement or representation, whether or not made by PL, except in so far as the representation has been incorporated into the Terms.

7.3 The Purchaser irrevocably and unconditionally waives any right it may have to claim damages and/or to rescind these Terms by reason of any misrepresentation (other than a fraudulent misrepresentation) not expressly contained in these Terms.



7.4 Subject to clause 6.5, any failure or delay in enforcing an obligation or exercising a right, under the Terms, does not amount to a waiver of that obligation or right. The waiver of a breach of a term of these Terms does not amount to a waiver of any other term. A waiver of a breach of any of the terms of these Terms shall not prevent a party from subsequently requiring compliance with the waived obligation.

7.5 No amendment to these Terms shall be effective unless made in writing and signed by each of PL and the Purchaser or their duly authorised representatives.

## **8. Severance**

8.1 If any provision of these Terms is declared invalid or unenforceable by any court or authority of competent jurisdiction:

(a) All other provisions of these Terms shall remain in full force and effect and shall not in any way be impaired; and

(b) PL shall determine a replacement provision which is as close as is legally permissible to the provision found invalid, or unenforceable.

## **9. Force Majeure**

9.1 PL shall not be liable to the Purchaser for its inability to perform any obligations under these Terms caused by a Force Majeure Event.

9.2 If a Force Majeure Event occurs, then PL shall immediately notify the Purchaser of the nature and likely duration of the Force Majeure Event and take all reasonable steps to reduce its effect.

9.3 If the Force Majeure Event continues for a period of thirty (30) days or more either PL or the Purchaser may terminate the Order provided such Force Majeure Event is continuing at the date of termination.

9.4 Unless the Order is terminated under clause 9.3, PL shall notify the Purchaser as soon as its performance of its obligations under these Terms is no longer prevented.

## **10. Consumer Guarantees Act 1993 (NZ)**

10.1 These Terms are subject to the provisions of the Consumer Guarantees Act 1993 ("CGA") in all cases where the Purchaser is a consumer and does not acquire the Products for the purposes of business. In this clause 10 the terms "consumer" and "business" have the meanings given to them in the CGA.

10.2 In any event, PL's liability under any claim shall not exceed the cost of the Products.

10.3 PL does not make or give any express guarantees (as defined in the CGA).

10.4 Nothing in these terms is intended to have the effect of contracting out of the provisions of the CGA except to the extent permitted by that Act, and these terms are to be modified to the extent necessary to give effect to that intention.

## **11. Governing law and Jurisdiction**

11.1 These Terms shall be governed by and interpreted in accordance with the laws of New Zealand. The parties hereby submit to the exclusive jurisdiction of the Courts of New Zealand.